



Henderson Elementary School

Creating a Pairing Code for Parent Access to Student Courses

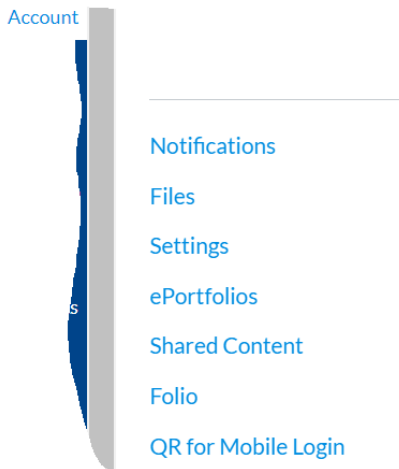
In order for parents to observe a student in a course, they'll need an observer code... when the parent tries to register as a parent, it won't let them move forward without an observer code. This document will show you how a **student** can create an observer code for their parent.

Pairing codes can only be generated using the web version of Canvas, not the mobile app.

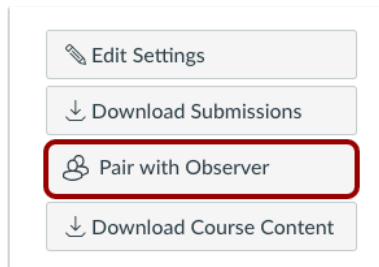
1. A **student** can generate a parent/observer code by logging into

<https://pwcs.instructure.com>

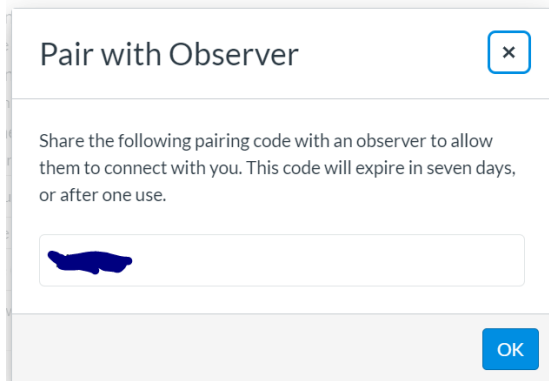
a. In Global Navigation, click the **Account** link then click the **Settings** link



b. Click the **Pair with Observer** button on the right side of the window.



c. A new window will open. **Copy the Pairing Code**



- d. Copy the six-digit alphanumeric pairing code. You will need to share the code with the observer who will link to your account. The pairing code will expire after seven days or its first use.
- e. To close the window, click the **OK** button.
- f. **Note:** Pairing codes are **case sensitive**.